

iDeal

aluminum

Above & Beyond

FENCE - GATES - RAILING - LOUVERS - CUSTOM



FENCE

Ideal offers four series of aluminum fence to meet your needs. Additional picket spacing and rail height options are available. All fence options provide heightened security, protect loved ones, and increase property value. Ideal's elegant ornamental aluminum fencing, with Idealcoat powder coated finish, provides a maintenance-free fence that will last for years. All of our styles are sleekly designed, with clean lines, and add a unique finishing touch to any outdoor space. Also, our Parkway Series, with 1" rectangular pickets, is a cost effective way to add a premium look to your residential fence.



rings



custom radius




double picket

Fence Styles

200 - californian




203 - maine



300 - long islander



303 - floridian




400 - alamo



403 - carolina




800 - new englander




900 - new yorker



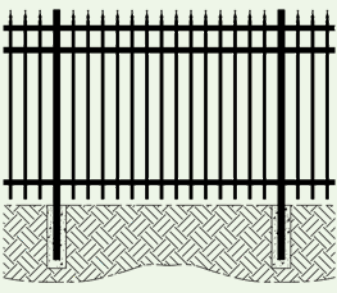
501 - astor




502 - vanderbuilt



600 - finials



double / puppy / modified picket



imperial

majestic

Fence Specs	Residential	Parkway	Commercial	Industrial
Picket	5/8" sq.	1" x 5/8"	3/4" sq.	1" sq.
Rail	1-1/16" x 1"	1-1/16" x 1"	1-1/16" x 1-1/2"	1-5/8" x 1-5/8"
Fence Post	2" sq. x .062	2" sq. x .062	2"x.062 or 2-1/2"x.075	2-1/2" sq. x .075
Gate Post	2" sq. x .125	2" sq. x .125	2" sq., 2-1/2"sq.	3" sq. x .125

Above and Beyond

- Security
- Durability
- Innovation
- Strength
- Aesthetics
- Versatility



200 - californian



203 - maine



300 - long islander



303 - floridian



400 - alamo



403 - carolina



600 - finials



900 - new yorker

GATES

Ideal is the clearly recognized industry leader in both innovation and craftsmanship for all styles of gates. This matters because almost all interaction a customer has with barriers is at the gate. Aesthetics, workmanship, stability and durability are essential for the lifetime of any gate. Ideal provides estate gates in a variety of heights and widths. Customers may choose from single swing, double swing, V-track slide, and Ideal cantilever gates. Each estate gate is custom designed and engineered. Our Ideal gates are fully welded with heavy framework to prevent deflection and sagging.

Ideal's full service CADD department can custom-design your Ideal gate, explain the engineering process, and prepare and review submittals. Ideal leads the fencing and gate industry in creativity, design and strength and our quality is proven with every gate we manufacture.



standard walk gate



custom bottom track cantilever gate



custom estate gate



double picket estate gate



custom estate gate



box frame gate



bottom track cantilever gate



custom gate



bottom track cantilever gate

Ideal is the industry leader in aluminum gates.

- | | | | | |
|--------------|-------------------------|------------------------|---------------|----------------------------------|
| Estate Gates | Bottom Track Cantilever | Dual Track Cantilevers | Louver Gates | Chainlink & PVC Frame Gates |
| Custom Gates | Top Track Cantilever | V-Track Cantilevers | Privacy Gates | Industrial Box Frame Cantilevers |



privacy panel gate



bottom track cantilever gate

RAILING

iDEALRAIL


simplifying the railing industry

Strength is in the engineering: iDEALRAIL was designed to span an industry leading 8' between posts due to a dual wing top rail and 2-1/2" posts with mechanical flanges.

Eliminate complicated stair measurements: iDEALRAIL will rack up to 40 degrees to accommodate most stair and ramp applications.

Eliminate lead times: iDEALRAIL is available in 6' wide and 8' wide preassembled sections and can be customized in the field to fit all of your projects.

Concealed fasteners: iDEALRAIL uses our patented snap plate technology to conceal the entire picket to rail connections. Post connections are made internally through a routed post and locking rod.



iDEALRAIL

LOUVERS

- Available in Panels, Cantilever, V-Track and Estate Gates
- Ideal solution for dumpster and A/C enclosures
- Add privacy with aluminum privacy fence

- Louvers provide airflow with zero visibility
- Perfect for residential and commercial projects
- Idealcoat AAMA 2604 standard powder coating



louvered panels



louvered gate



louvered panels & gates



louvered panels

CUSTOM

Ideal offers the most innovative products in the industry but we don't stop there. You can bring your designs to us or leave it to the creative team at Ideal to make your dreams a reality. With years of experience and proven ideas, Ideal has become the only choice for custom aluminum fabrication. If it is aluminum we can build it!



Arbor



arched panels



custom fan wing



custom gate



custom gate



semi-privacy gate



custom gate & pergola

Why Aluminum is Better than Steel

PROPERTY	ALUMINUM	STEEL	ADVANTAGE	
			ALUMINUM	STEEL
Corrosion/Resistance	Aluminum fence lasts FOREVER without fading, rusting or repainting	No matter how coated, steel fence deteriorates over time	✓	
Aesthetics	Aluminum fence is connected to punched posts for a beautiful aesthetic look	Steel fence panels are connected to posts with unsightly brackets	✓	
Strength	Aluminum has a very good strength to weight ratio	Steel requires much greater weight for the same strength	✓	
Density Impact on Costs	Aluminum is 1/3 the weight of steel making it less expensive to manufacture, ship, handle and install	Steel is 3x heavier than aluminum, making it more expensive to manufacture, ship, handle and install	✓	
Density Impact on Gates	Aluminum's lighter weight on swing and slide gates puts less stress on mechanics including hinges and gate operators	Steel requires significantly stronger hardware to support the gate as well as requiring more power on operators	✓	
Flexibility	Aluminum extrusions offer total design flexibility with unlimited custom options	Steel cannot always be shaped or designed with flexibility	✓	
Green	Aluminum is easily and valuably recyclable and routinely processed into new extrusions	Steel has low scrap value and is expensive to reprocess	✓	
Tariff	Newly imposed tariffs on aluminum imports are 10%	Newly imposed tariffs on steel imports are 25%	✓	

Fence, gates and railings are meant to imply limits. Ideal's products and services have no boundaries and go **Above and Beyond** the competition in making a "best-in-class" product and in serving our customers.

Ideal is universally known to have the most creative minds in the business. If it is aluminum, we can make it. Ideal also provides unparalleled service. Our Idealcoat powder coating has been certified as meeting AAMA 2604 and AAMA 2605 standards, to provide an industry leading finish to all of our materials. All products are fabricated domestically meaning that you get the very best quality at a fair price.

Visit Ideal Aluminum Products at www.ideal-ap.com for our full product line, accessory options, photo galleries, engineered drawings, warranty information, digital brochures and the Fence Solution.



3200 Parker Dr.
St. Augustine, FL 32084
Phone: 386.736.1700
Toll Free: 877.323.6496
Fax: 877.226.4469
www.ideal-ap.com



Standard Colors



black



white



hunter
green



bronze

actual color may vary



custom
colors

Authorized Dealer of Ideal Aluminum Products